



Cloud5 4x4

Cloud Managed Wi-Fi 5 4x4 Indoor Access Point

Overview

EnGenius Cloud Managed Wi-Fi 5 4x4 Indoor Access Point delivers supercharged speeds up to 1800 Mbps (5 GHz) & 800 Mbps (2.4 GHz), Wave 2 MU-MIMO, accommodating more clients, and improved connections. Featuring remote management, Gigabit Ethernet PoE port, quick-scan device registration, and EnGenius Cloud App for unlimited AP management. Mesh Wireless Support streamlines setup and optimizes signal quality.



Features & Benefits

- Supercharged speeds up to 1800 Mbps (5 GHz) & up to 800 Mbps (2.4 GHz)
- Wave 2 MU-MIMO to meet Wi-Fi business demands
- Allows more wireless clients & better connections
- Remote managing & monitoring
- Gigabit Ethernet PoE port for flexible power options
- Quick-scan device register & configuration and remote monitoring & troubleshooting
- Cloud manage an unlimited number of APs from anywhere with the EnGenius Cloud App
- Mesh Wireless Support simplifies setup, optimizes signals & self-heals

Technical Specifications

Technical Specifications

Standards

IEEE 802.11b/g/n on 2.4 GHz

IEEE 802.11a/n/ac on 5 GHz

Antenna

4 x 2.4 GHz: 4 dBi(Integrated Omni-Directional)

4 x 5 GHz: 6 dBi(Integrated Omni-Directional)

Physical Interfaces

2 x 10/100/1000 Ethernet Port (PoE at)

1 x DC Jack

1 x Reset Button

LED indicators

1 x Power

1 x LAN1

1 x LAN2

1 x 2.4 GHz

1 x 5 GHz

Power Source

Power-over-Ethernet: 802.3at Input

IEEE 802.11e Compliant Source

12VDC /2A Power Adapter

Maximum Power Consumption

19.1W

Wireless & Radio Specifications

Operating Frequency

Dual-Radio Concurrent 2.4 GHz & 5 GHz

Operation Modes

Managed mode: AP, AP Mesh, Mesh

Frequency Radio

2.4 GHz: 2400 MHz ~ 2482 MHz

5 GHz: 5150 MHz ~ 5250 MHz, 5250 MHz ~ 5350 MHz, 5470 MHz ~ 5725 MHz, 5725 MHz ~ 5850 MHz

Transmit Power

Up to 25 dBm on 2.4 GHz

Up to 24 dBm on 5 GHz

(Maximum power is limited by regulatory domain)

Radio Chains

4 x 4:4

SU-MIMO

Four(4) spatial stream Single User (SU) MIMO for up to 800 Mbps wireless data rate with VHT40 bandwidth to a 4x4 wireless device under the 2.4GHz radio.

Four(4) spatial stream Single User (SU) MIMO for up to 1800 Mbps wireless data rate with VHT80 to a 4x4 wireless device under the 5GHz radio.

MU-MIMO

Four(4) spatial stream MU-MIMO for up to 800 Mbps wireless data rate with VHT40 bandwidth to a 4x4 wireless device under the 2.4GHz radio.

Four(4) spatial stream MU-MIMO for up to 1800 Mbps wireless data rate with VHT80 to a 4x4 wireless device under the 5GHz radio simultaneously.

Supported Data Rates

2.4 GHz: Max 400 (MCS0 to MCS11, NSS = 1 to 2)

5 GHz: Max 867 (MCS0 to MCS11, NSS = 1 to 2)

802.11b: 1, 2, 5.5, 11

802.11a/g: 6, 9, 12, 18, 36, 48, 54

802.11n: 6.5 to 300 Mbps (MCS0 to MCS15) (Additional 25% bandwidth when enabling 256-QAM under HT40)

802.11ac: 6.5 to 867 Mbps (MCS0 to MCS9, NSS = 1 to 2)

Supported Radio Technology

802.11a/g/n/ac: Orthogonal Frequency-Division Multiplexing (OFDM)

802.11b: Direct-Sequence Spread Spectrum (DSSS)

802.11n/ac: 4x4 MIMO with 4 Streams

Channelization

802.11ac Supports Very High Throughput (VHT)—VHT 20/40/80 MHz

802.11n Supports High Throughput (HT)—HT 20/40 MHz

802.11n Supports High Throughput (HT) Under the 2.4 GHz Radio—HT 40 MHz

802.11n/ac Packet Aggregation: A-MPDU, A-SPDU

Supported Modulation

802.11ac: BPSK, QPSK, 16-QAM, 64-QAM, 256-QAM

802.11a/g/n: BPSK, QPSK, 16-QAM, 64-QAM

802.11b: BPSK, QPSK, CCK

Max Concurrent User

127 per radio

Management Features

Multiple BSSID

8 SSIDs on both 2.4GHz and 5GHz bands

VLAN Tagging

Supports 802.1q SSID-to-VLAN Tagging

Cross-Band VLAN Pass-Through

Management VLAN

Spanning Tree

Supports 802.1d Spanning Tree Protocol

QoS (Quality of Service)

Compliant With IEEE 802.11e Standard

WMM

SNMP

v1, v2c, v3

MIB

I/II, Private MIB

Fast Roaming

802.11r/k

Wireless Security

WPA2-PSK

WPA2-Enterprise

WPA3-PSK

WPA3-Enterprise

Hide SSID in Beacons

Wireless STA (Client) Connected List

Client Isolation

Technical Specifications

Environmental & Physical

Temperature Range

Operating: 32°F~104°F (0 °C~40 °C)

Storage: -40 °F~176 °F (-40 °C~80 °C)

Humidity (non-condensing)

Operating: 90% or less

Storage: 90% or less

Dimensions & Weight

Weight

634 g

Dimensions

215 x 215 x 56 mm

Package Contents

1 – ECW130 Cloud Managed Indoor Access Point

1 – Ceiling Mount Base (9/16" Trail)

1 – Ceiling Mount Base (15/16" Trail)

1 – Ceiling and Wall Mount Screw Kit

1 – Quick Installation Guide

Compliance

Regulatory Compliance

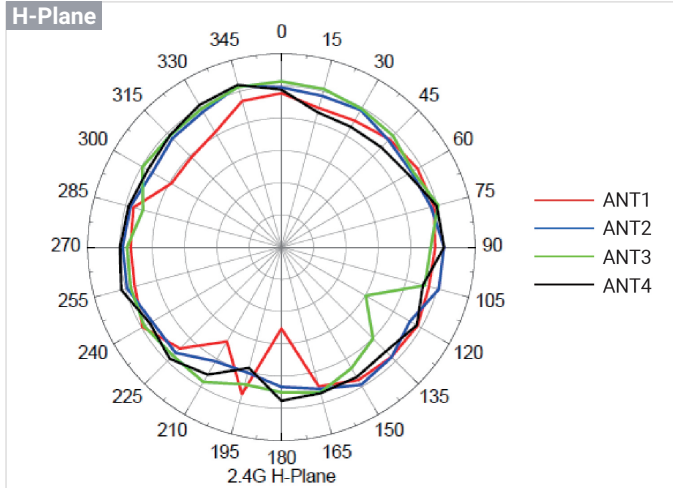
FCC

CE

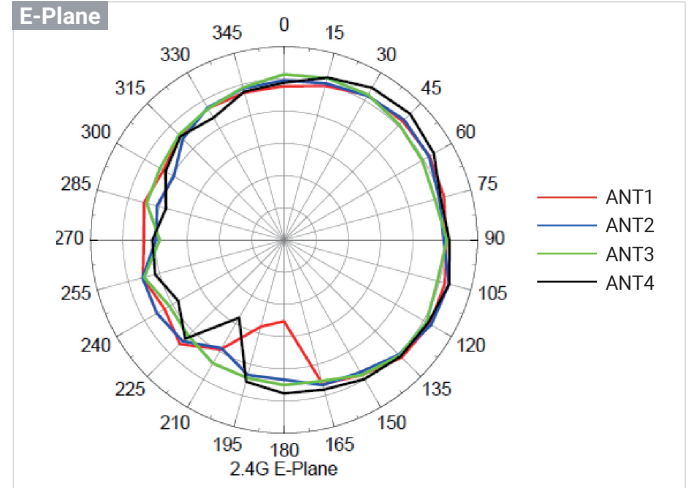
IC

Antennas Patterns

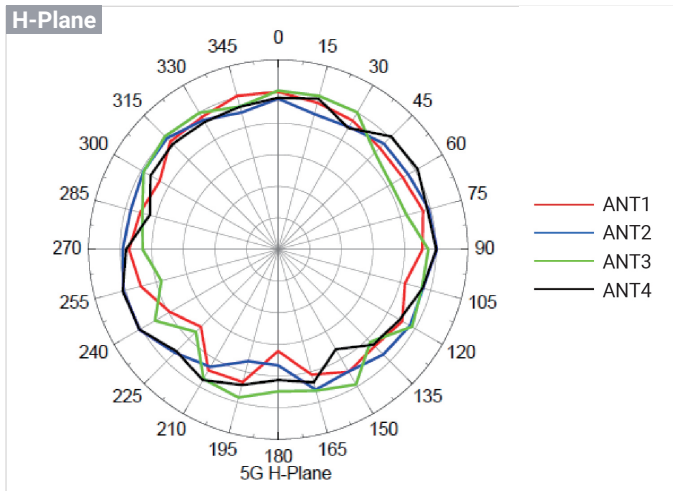
2.4GHz



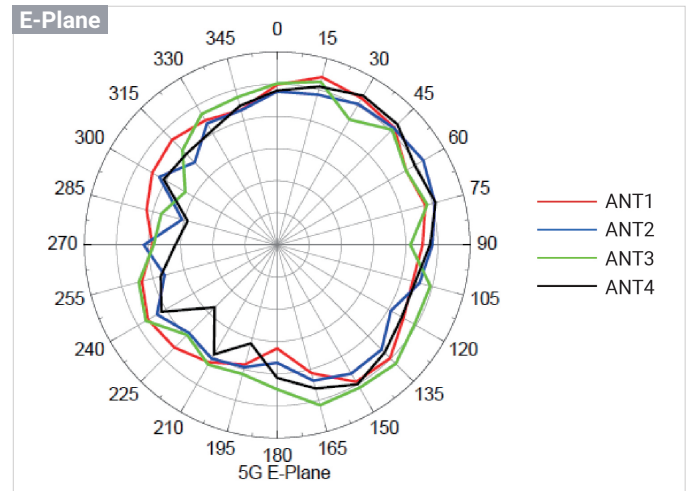
2.4GHz



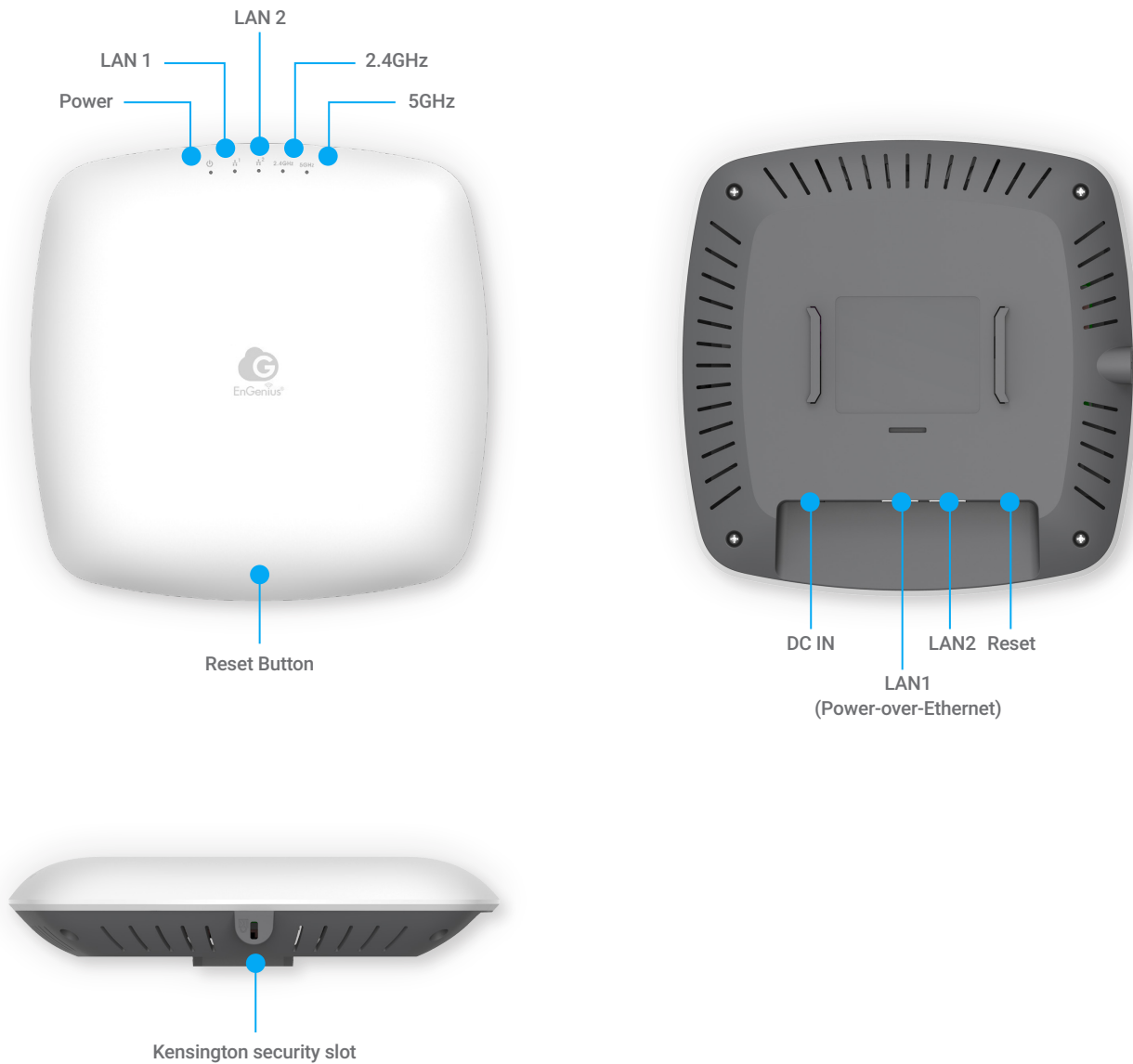
5GHz



5GHz



Hardware Overviews



EnGenius Technologies | Costa Mesa, California, USA

Email: support@engeniustech.com
Website: www.engeniustech.com
Local contact: (+1) 714 432 8668

EnGenius Networks Singapore Pte Ltd. | Singapore

Email: techsupport@engeniustech.com.sg
Website: www.engeniustech.com.sg
Local contact: (+65) 6227 1088

EnGenius Technologies Canada | Ontario, Canada

Email: support@engeniustech.com
Website: www.engeniustech.com
Local contact: (+1) 905 940 8181

EnGenius Networks Dubai | Dubai, UAE

Email: support@engeniustech-me.com
Website: www.engeniustech-me.com
Local contact: (+971) 4 339 1227

EnGenius Networks Europe B.V. | Eindhoven, Netherlands

Email: support@engeniustech.com.eu
Website: www.engeniustech.com.eu
Local contact: (+31) 40 8200 887

恩碩科技股份有限公司 | Taiwan, R.O.C.

Email: support@engeniustech.com.tw
Website: www.engeniustech.com.tw
Local contact: (+886) 2 2652 1808

Features and specifications subject to change without notice. Trademarks and registered trademarks are the property of their respective owners. These limits are designed to provide reasonable protection against harmful interference in a residential installation. This equipment generates, uses, and can radiate radio frequency energy and, if not installed and used in accordance with the instructions, may cause harmful interference to radio communications. Operation of this equipment in a residential area is likely to cause harmful interference in which case the user will be required to correct the interference at his/her own expense. Prior to installing any surveillance equipment, it is your responsibility to ensure the installation is in compliance with local, state and federal video and audio surveillance and privacy laws.

Version 1.0 02/ 23/ 2023

EnGenius®